

Hadron production in e^+e^- annihilation at *BABAR*, and
implication for the muon anomalous magnetic momentFRANK C. PORTER
FOR THE *BABAR* COLLABORATION*Physics Department 356-48
Caltech, Pasadena, CA 91125*

The *BABAR* collaboration has an extensive program of studying hadronic cross sections in low-energy e^+e^- collisions, accessible via initial-state radiation. Our measurements allow significant improvements in the precision of the predicted value of the muon anomalous magnetic moment. These improvements are necessary for illuminating the current 3.6 sigma difference between the predicted and the experimental values. We have published results on a number of processes with two to six hadrons in the final state. We report here the results of recent studies with final states that constitute the main contribution to the hadronic cross section in the energy region between 1 and 3 GeV, as $e^+e^- \rightarrow K^+K^-$, $\pi^+\pi^-$, and $e^+e^- \rightarrow 4$ hadrons.

PRESENTED AT

DPF 2013
The Meeting of the American Physical Society
Division of Particles and Fields
Santa Cruz, California, August 13–17, 2013

1 Introduction

BABAR is a high luminosity ($\sim 10^{34} \text{ cm}^{-2}\text{s}^{-1}$) e^+e^- experiment at the PEP-II asymmetric storage ring located at SLAC. In processes involving initial state radiation, this enables precise measurement of $\sigma(e^+e^- \rightarrow \text{hadrons})$ as a function of CM energy from threshold to several GeV. These measurements provide the opportunity for precise determination of hadronic form factors, in particular for π , K , and p , and for studies of light hadron spectroscopy. Here, we emphasize the important role these measurements have as inputs to the standard model (SM) calculation of the hadronic vacuum polarization (HVP) contribution to the muon anomalous magnetic moment, $(g-2)_\mu$.

The magnetic moment of a lepton, ℓ , of mass m_ℓ and charge e may be written in the form

$$\vec{\mu}_\ell = -\frac{g_\ell e}{2m_\ell} \vec{S}, \quad (1)$$

where \vec{S} is the spin angular momentum of the lepton. The “ g -factor”, g_ℓ , is predicted to be two according to the Dirac equation, but higher order corrections yield deviations. These deviations are expressed in the magnetic moment anomaly,

$$a_\ell \equiv \frac{(g_\ell - 2)}{2}. \quad (2)$$

Interest in a_ℓ centers around its sensitivity to possible new physics (NP). As a helicity-flip process, the sensitivity to NP depends on lepton mass as $\sim m_\ell^2$. In spite of the very precise measurement of a_e , the m_ℓ^2 factor wins, and the muon anomaly is presently more sensitive in these terms. The τ is still heavier, but is short-lived and precise measurement of a_τ is currently impractical.

The currently most precise measurement of the muon anomaly and its comparison with the SM prediction are [1, 2, 3]:

$$a_\mu(\text{measured}) = 116592089 \pm 63 \times 10^{-11}, \quad (3)$$

$$a_\mu(\text{SM}) = 116591802 \pm 49 \times 10^{-11}. \quad (4)$$

Thus, the measured value is 3.6σ larger than the SM prediction, and deserves investigation.

The standard model prediction has several important components (e.g., [2, 3] and references therein):

$$a_\mu(\text{SM}) = a_\mu(\text{QED}) + a_\mu(\text{weak}) + a_\mu(\text{had}), \quad (5)$$

$$a_\mu(\text{QED}) = 116584718.10 \pm 0.15 \times 10^{-11}, \quad (6)$$

$$a_\mu(\text{weak}) = 154 \pm 2 \times 10^{-11}, \quad (7)$$

$$a_\mu(\text{had}) = 6930 \pm 49 \times 10^{-11}. \quad (8)$$

The hadronic (“had”) component is the largest component after $a_\mu(\text{QED})$, and is by far the dominant source of uncertainty in the SM prediction. This component in turn has two contributions, from hadronic vacuum polarization (HVP) and hadronic light-by-light scattering. The uncertainties from these two components are of the same order, but the largest uncertainty ($\pm 42 \times 10^{-11}$) is from the hadronic vacuum polarization, $a_\mu(\text{HVP})$. It is not possible to compute $a_\mu(\text{HVP})$ perturbatively. Instead, we may measure $\sigma(e^+e^- \rightarrow \text{hadrons})$ as a function of CM energy and use dispersion relations to extract $a_\mu(\text{HVP})$.

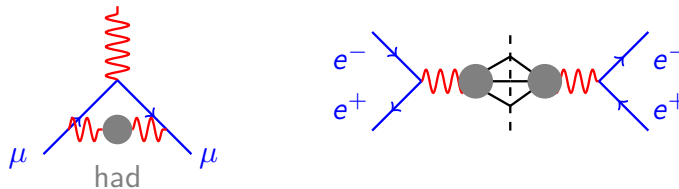


Figure 1: Relating $a_\mu(\text{HVP})$ to $e^+e^- \rightarrow \text{hadrons}$ scattering via dispersion relations. The blobs represent hadronic systems.

The dispersion relation for $a_\mu(\text{had})$ may be written:

$$a_\mu(\text{had}) = \frac{\alpha^2}{3\pi^2} \int_{\text{threshold}}^{\infty} R(s) \frac{K(s)}{s} ds \quad (9)$$

where

$$R(s) = \frac{\sigma^0(e^+e^- \rightarrow \text{hadrons}(\gamma))}{\sigma_{\text{pt}}} \quad (10)$$

and [4]

$$K(s) \sim m_\mu^2/3s. \quad (11)$$

The quantity σ^0 is the bare cross section, excluding vacuum polarization effects, but including final state radiation (FSR). The idea behind the approach is seen in Fig. 1. Because of the $\sim 1/s^2$ weighting on R , the emphasis is from the low-energy portion of the hadron spectrum. Hence, the dominant contribution is from $\pi^+\pi^-$. However, other channels cannot be neglected at the required precision.

2 The ISR method

To implement this approach, we need to measure σ^0 as a function of s . We may achieve this in a single e^+e^- experiment by making use of initial state radiation (ISR). The idea is illustrated in Fig. 2.

Most of the *BABAR* data is for e^+e^- collisions at $\sqrt{s} = 10.6$ GeV. With ISR, the effective $e^+e^- \rightarrow \gamma^*$ energy is $\sqrt{s'} = \sqrt{s(1-x)}$, where $x = 2E_\gamma^*/\sqrt{s}$ in the

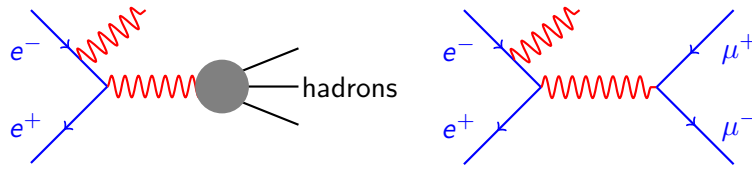


Figure 2: Use of ISR in e^+e^- scattering to measure $\sigma(e^+e^- \rightarrow \text{hadrons})$ (left) and $\sigma(e^+e^- \rightarrow \mu^+\mu^-)$ (right) as a function of the invariant mass of the virtual photon.

CM frame. Events are selected with a high energy ISR photon ($E_\gamma^* > 3$ GeV) at large angle. The ISR photon is opposite the hadrons in the CM. Thus, there is high acceptance for boosted hadrons even from threshold. Additional ISR and FSR must be accounted for. This technique provides a measurement from threshold to 3–5 GeV in a single dataset, and reduces systematics. *BABAR* has an extensive program to measure $e^+e^- \rightarrow \text{hadrons}$ as a function of energy using this ISR method, as shown in Table 1 (channels include a possible additional FSR photon).

Final state(s)	Publication
$\pi^+\pi^-$	PRD 86 032013 (2012)
K^+K^-	PRD 88 032013 (2013)
$\pi^+\pi^-\pi^0$	PRD 70 072004 (2004)
$K^+K^-\eta, K^+K^-\pi^0, K_S^0K^\pm\pi^\mp$	PRD 77 092002 (2008)
$\pi^+\pi^-\pi^+\pi^-$	PRD 85 112009 (2012)
$K^+K^-\pi^+\pi^-, K^+K^-\pi^0\pi^0, 2(K^+K^-)$	PRD 86 012008 (2012)
$\Lambda\bar{\Lambda}, \Lambda\bar{\Sigma}^0, \Sigma\bar{\Sigma}^0$	PRD 76 092006 (2007)
$2(\pi^+\pi^-\pi^0), 2(\pi^+\pi^-\eta), K^+K^-\pi^+\pi^-\pi^0,$ $K^+K^-\pi^+\pi^-\eta$	PRD 76 0922005 (2007)
$\phi\eta$	PRD RC 74 111103 (2006)
$3(\pi^+\pi^-), 2(\pi^+\pi^-\pi^0), K^+K^-2(\pi^+\pi^-)$	PRD 73 052003 (2006)
$p\bar{p}$ (C. Cartaro, these proceedings)	PRD 87 092005 (2013)
$K_S^0K_L^0, K_S^0K_L^0\pi^+\pi^-, K_S^0K^\pm\pi^\mp\pi^0,$ $K_S^0K^\pm\pi^\mp\eta, \pi^+\pi^-2\pi^0$	in progress

Table 1: *BABAR* ISR measurements of $e^+e^- \rightarrow \text{hadrons}$.

As an example of the analysis strategy, we consider the recently published $K^+K^-(\gamma)$ channel [6]. The $K^+K^-(\gamma)$ yield is measured in ISR production. The effective luminosity is obtained from the simultaneously measured $\mu^+\mu^-(\gamma)$ rate. This approach is used for the two-prong $\pi^+\pi^-(\gamma)$ channel as well. The efficiency is estimated with data-corrected simulations. Equation 12 gives the relation from which the cross sec-

tion is determined.

$$\frac{dN_{K^+K^-(\gamma)\text{ISR}}}{d\sqrt{s'}} = \frac{dL_{\text{ISR}}^{\text{eff}}}{d\sqrt{s'}} \epsilon_{KK\gamma\text{ISR}}(\sqrt{s'}) \sigma_{KK(\gamma)}^0(\sqrt{s'}) \quad (12)$$

The “bare” cross section σ^0 includes final state radiation (FSR), but no leptonic or hadronic vacuum polarization effects. These have been removed by using the normalization based on the measured $\mu^+\mu^-(\gamma)$ rate.

The systematic uncertainties in efficiency and background estimation must be carefully controlled to avoid exceeding the available statistical precision. The interested reader is referred to the primary publications for details; we only provide a summary here. The MC efficiency is corrected for MC/data differences, using in situ efficiency measurements. The corrections are in four categories, with associated s' -dependent systematic uncertainties: (i) Trigger corrections are of order $\sim \text{few} \times 10^{-4}$, contributing small systematic uncertainty; (ii) Corrections for tracking result in systematic uncertainties $< \text{few} \times 10^{-3}$; (iii) Particle identification corrections result in systematic uncertainties typically a few $\times 10^{-3}$ (iv) Kinematic fit selection uncertainties result from possible errors in the modeling of additional ISR/FSR: $< \text{few} \times 10^{-3}$.

Backgrounds arise mainly from cross-feed from other ISR processes. The systematic uncertainty in the background subtraction is typically a few $\times 10^{-3}$ or less depending on channel, but tends to be higher at extremes of $\sqrt{s'}$.

3 Results

The K^+K^- and $\pi^+\pi^-$ results are based on the first 232 fb^{-1} of *BABAR* data; the other results below use a 454 fb^{-1} dataset. The luminosity normalization for both the K^+K^- and $\pi^+\pi^-$ is taken from the simultaneous $\mu^+\mu^-$ measurement. For the other channels, the standard *BABAR* luminosity determination, [5], is used. In this case, the result is the dressed cross section, including vacuum polarization, which must be corrected for in computing a_μ .

3.1 $e^+e^- \rightarrow K^+K^-(\gamma)$

The bare cross section (including FSR) for $K^+K^-(\gamma)$ is shown in Figs. 3 and 4, including comparison with earlier results. Here, the J/ψ and $\psi(2S)$ have been subtracted, as these are treated separately. While similar with the earlier measurements, there are significant differences in normalization at the ϕ resonance, and in the comparison with SND and DM2 at higher $\sqrt{s'}$.

Figure 5 shows the result for the charged kaon form factor, which is consistent in the 3–4 GeV region with earlier results from CLEO. Asymptotic QCD predicts an s'

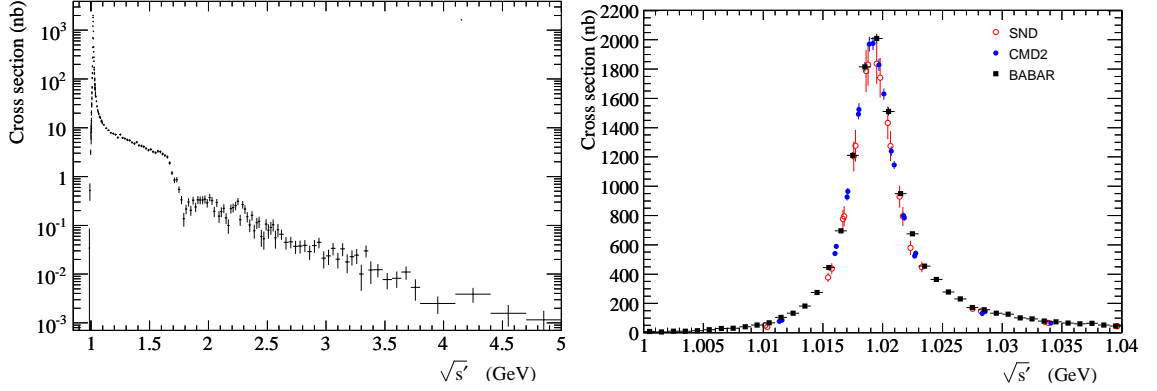


Figure 3: The cross section $\sigma^0(e^+e^- \rightarrow K^+K^-(\gamma))$ as a function of $\sqrt{s'}$. Left: *BABAR* result from threshold to 5 GeV. Right: Comparison of *BABAR* result with previous results in the ϕ region. From [6].

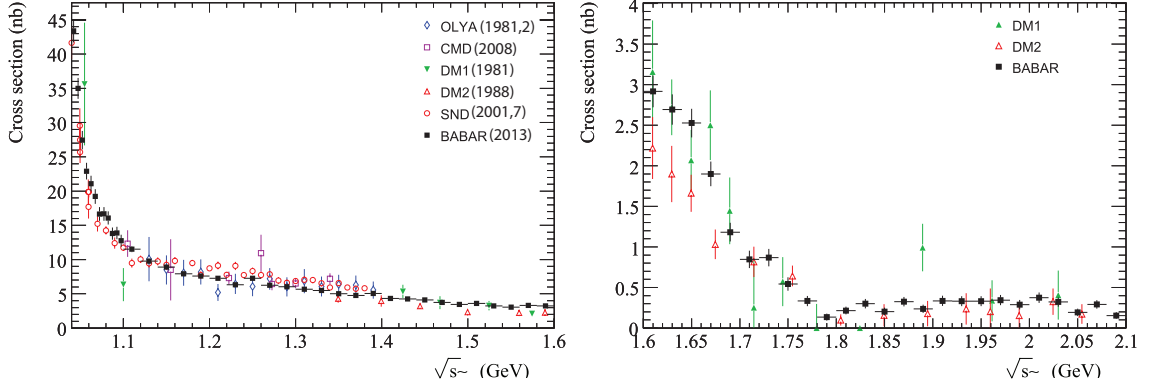


Figure 4: Comparison of the *BABAR* $e^+e^- \rightarrow K^+K^-(\gamma)$ result with previous experiments [6].

dependence of [7]

$$F_K(s') = 16\pi\alpha_s(s')\frac{f_K^2}{s'}. \quad (13)$$

This prediction (blue curve) is shown in the figure; the prediction for $|F_K|$ falls about a factor of four below the data. The shape is however consistent with with predicted $|F_K|^2 \propto s'^{-2}$ fall-off (power law fit at high s' shown by the green band). The discrepancy in normalization is presently not well-understood.

3.2 $\pi^+\pi^-(\gamma)$ cross section results

The analysis of the dominant $\pi^+\pi^-(\gamma)$ channel is very similar with that for the K^+K^- channel. The bare cross section (including FSR) is shown in Fig. 6.

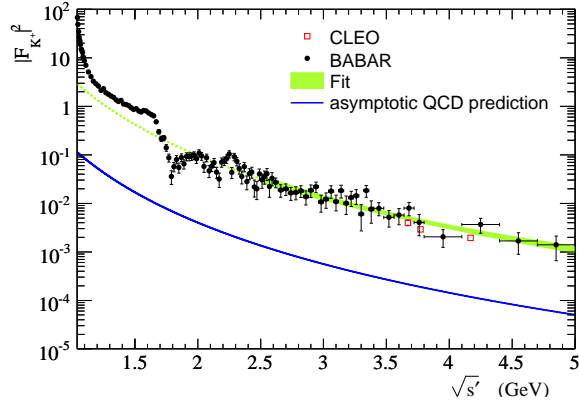


Figure 5: The square of the charged kaon form factor vs $\sqrt{s'}$, including comparison with CLEO and asymptotic QCD [6].

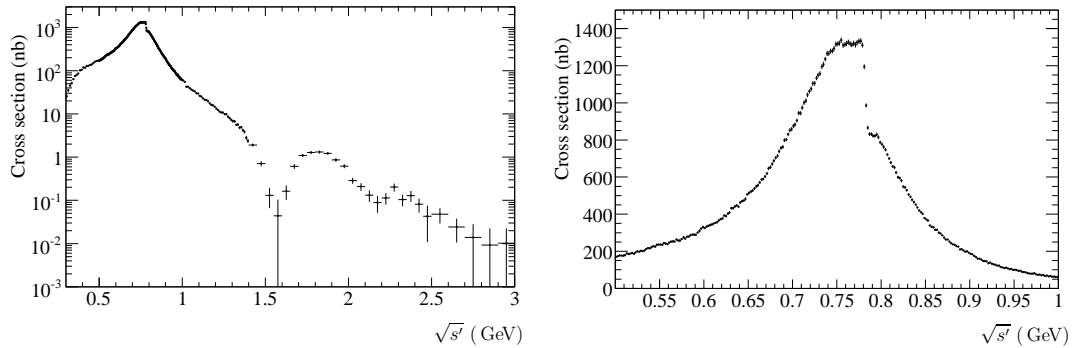


Figure 6: Left: The *BABAR* result for the bare $e^+e^- \rightarrow \pi^+\pi^-(\gamma)$ cross section vs $\sqrt{s'}$. Right: The *BABAR* result for the bare $e^+e^- \rightarrow \pi^+\pi^-(\gamma)$ cross section vs $\sqrt{s'}$ in the ρ/ω region. From [8].

3.3 $K^+K^-\pi\pi$ cross section results

Based on a 454 fb^{-1} dataset, the dressed cross section measurements from *BABAR* for $e^+e^- \rightarrow K^+K^-\pi\pi$ are shown in Fig. 7 (statistical uncertainties shown). The $K^+K^-K^+K^-$ channel has also been measured, but is not shown here. The cross section at high s' for $K^+K^-\pi^+\pi^-$ is systematically smaller than the earlier DM1 result.

3.4 $\pi^+\pi^-\pi^+\pi^-$ cross section results

Based on a 454 fb^{-1} dataset, the dressed cross section from *BABAR* for $e^+e^- \rightarrow \pi^+\pi^-\pi^+\pi^-$ is shown in Fig. 8 (statistical uncertainties shown). Our results are consistent with but more precise than the previous results.

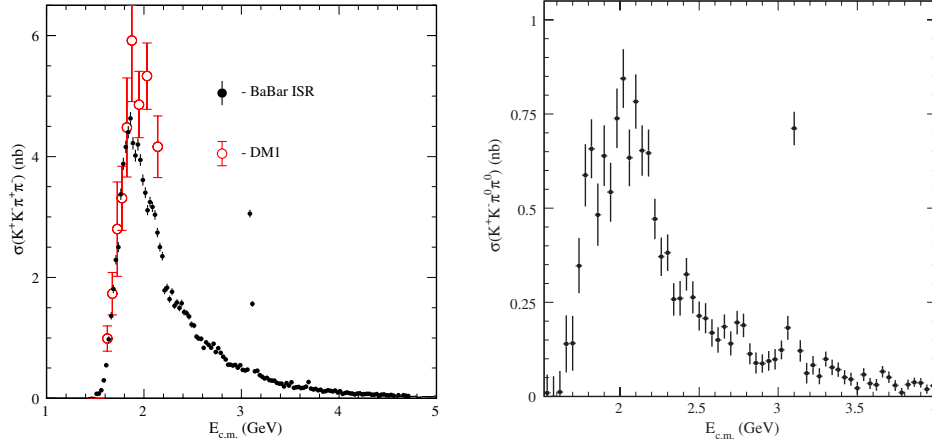


Figure 7: Left: $\sigma(K^+K^-\pi^+\pi^-)$. Right: $\sigma(K^+K^-\pi^0\pi^0)$. Errors shown are statistical only. From [9].

4 Discussion

Three of the dominant contributions to $a_\mu(\text{HVP})$, with cross section measurements reported here, are shown in Table 2. The *BABAR* precision for $\pi^+\pi^-$ is comparable with the previous world average, for 4π it is a factor of 2.6 better, and for K^+K^- it is a factor of 3 better.

Channel	$a_\mu(\text{HVP}) (10^{-11})$	
	<i>BABAR</i>	world average w/o <i>BABAR</i>
$\pi^+\pi^-$	$5141 \pm 22 \pm 31$	5056 ± 30 [11]
$\pi^+\pi^-\pi^+\pi^-$	$136.4 \pm 0.3 \pm 3.6$	$139.5 \pm 9.0 \pm 2.3$ [12]
K^+K^-	$229.3 \pm 1.8 \pm 2.2$	$216.3 \pm 2.7 \pm 6.8$ [3]

Table 2: *BABAR* results for $a_\mu(\text{HVP})$, and comparison with the world averages excluding *BABAR*.

In order to make progress on the experimental measurement, a new experiment, FNAL E989 [13], is currently under construction, using upgraded components from the BNL experiment. The goal of the new experiment is reduce the uncertainty on the measured a_μ from 63×10^{-11} to 16×10^{-11} .

It is desirable to match this experimental improvement with corresponding improvement in the precision of the SM prediction. We expect lattice calculations to eventually provide precise SM predictions for HVP. However, on the time scale of E989 the anticipated improvements in lattice calculations will lead to uncertainties of a “few percent” [14, 15], which is not sufficiently precise. The present uncertainty on

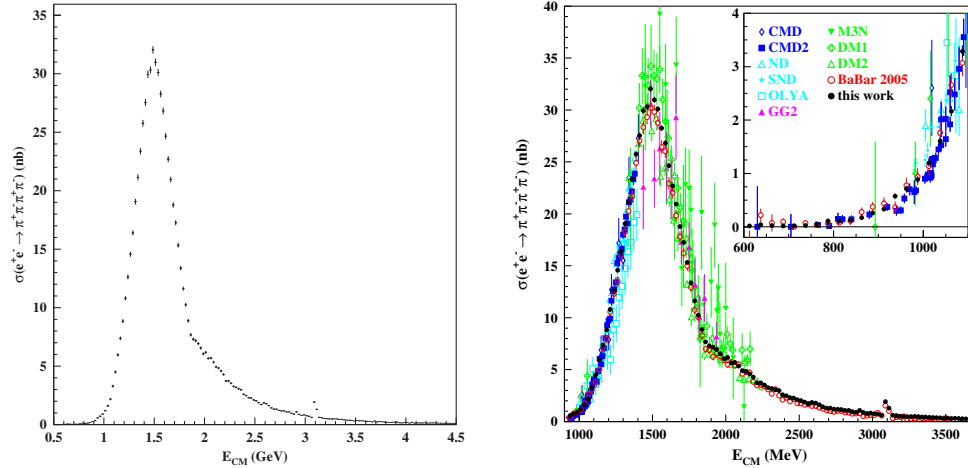


Figure 8: Results for the $e^+e^- \rightarrow \pi^+\pi^-\pi^+\pi^-$ cross section. Left: *BABAR* results. Right: comparison with earlier results. Errors shown are statistical only. From [10].

HVP from e^+e^- measurements is already less than a percent. Matching the projected experimental precision of 16×10^{-11} requires HVP to be computed to $\sim 0.2\%$. It will be difficult to achieve this even with e^+e^- in the desired time frame. However, it may be possible to make progress with data already in hand. The dominant $\pi\pi$ channel result is on half of the *BABAR* dataset. It may be possible to use the other half as well on the E989 timescale, perhaps with gains in both statistical and systematic precision.

ACKNOWLEDGMENTS

I am grateful to my *BABAR* colleagues for many stimulating discussions. This work is supported in part by the U. S. Department of Energy under grant DE-FG02-92-ER40701.

References

- [1] G. W. Bennett et al., Phys. Rev. D **73** (2006) 072003; J. Beringer et al. (Particle Data Group), Phys. Rev. D **86** (2012) 010001 and 2013 partial update for the 2014 edition.
- [2] K. Engel, H. Patel, M. Ramsey-Musolf, Phys. Rev. D **86** (2012) 037502.
- [3] M. Davier, A. Hoecker, B. Malaescu, and Z. Zhang, Eur. Phys. J. C **71** (2011) 1515.

- [4] M. Davier, *Ann. Rev. Nucl. Part. Sci.* **63** (2013) 407.
- [5] J. P. Lees et al., *Nucl. Inst. Meth. A* **726** (2013) 203.
- [6] J. P. Lees et al., *Phys. Rev. D* **88** (2013) 032013.
- [7] V. Chernyak, A. Zhitnitsky, and V. Serbo, *JETP Lett.* **26** (1977) 594; G. Lepage and S. Brodsky, *Phys. Lett. B* **87** (1979) 359.
- [8] J. P. Lees et al., *Phys. Rev. D* **86** (2012) 032013.
- [9] J. P. Lees et al., *Phys. Rev. D* **86** (2012) 012008.
- [10] J. P. Lees et al., *Phys. Rev. D* **85** (2012) 112009.
- [11] M. Davier, A. Hoecker, B. Malaescu, C. Yuan, and Z. Zhang, *Eur. Phys. J. C* **66** (2010) 1.
- [12] M. Davier, S. Eidelman, A. Hoecker, and Z. Zhang, *Eur. Phys. J. C* **27** (2003) 497.
- [13] R. Carey et al., *Fermilab-Proposal-0989* (2009) 1.
- [14] R. Van de Water, Snowmass 2013, accessed 131008, <https://indico.fnal.gov/getFile.py/access?contribId=313&sessionId=93&resId=3&materialId=slides&confId=6890>.
- [15] A. S. Kronfeld and R. S. Tschirhart, eds., *Project X: Physics Opportunities*, arXiv:1306.5009 (2013).